

LED Area Lighting Luminaire SPECIFICATION (3000K@120-277V)



ORDER GUIDE

Group	TL	UUU	VV	WW	XX	Y	ZZ
Example	AL	275	5M	WW	UL	D	BZ

Group	Description
RL	Represents LED Area Lighting ;
UUU	Represents input power, which can be 090, 160, 245, or 275, e.g., 275= 275 W ;
VV	Represents lens type, distinguished by different models, which can be 2M, 3M, 4M, 4S, 5M, 5S, or others. Type II (Full Cutoff) 2S (Short); 2M (Medium)* ; 2L (Long); Type III (Full Cutoff) 3S (Short); 3M (Medium)* ; 3L (Long); Type IV (Full Cutoff) 4S (Short); 4M (Medium)* ; 4L (Long); Type VS (Full Cutoff) 5S (Short); 5M (Medium)* ; 5L (Long).
WW	Represents the nominal Correlated Color Temperature, which can be CW Cool White 5000 K (± 300 K); NW Neutral White 4000 K (± 300 K); WW Warm White 3000 K (± 300 K)** ;
XX	Represents the input voltage: UL (120-277V)* , VL (120-240/277V), or UH (480V).
Y	Represents the dimming function, D (DALI)*, or P (Photocell).
ZZ	Represents the luminaire body color, which can be BK, BZ, GN, GY or WT BK Black (RAL 9017); BZ Bronze (RAL 8019)* ; GN Green (RAL 6005); GY Gray (RAL 7038); WT White (RAL 9010).

* Featured products.

+ Warm-toned LED light sources (3000K or lower) must be selected to meet the International Dark-Sky Association dark sky requirements.

CERTIFICATIONS

SAFETY	Luminaires [UL 1598:2021 Ed.5]	Certified
SAFETY	Luminaires [CSA C22.2 No. 250.0:2021 Ed.5]	Certified
FCC	FCC Part 15 Subpart B; ANSI C63.4a-2017	Certified
DIELECTRIC WITHSTAND AND ELECTRICAL TRANSIENT IMMUNITY	C136.2-2015: Clause 6, Clause 7, 7.1, 7.2, 7.3, 7.4	Certified
INGRESS PROTECTION	Ingress protection	IP65
THD	Max. Total Harmonic Distortion (%)	20
IMPACT TEST	Resistance to external mechanical impact test	IK10
SALINE MIST TEST	Salt spray test to ISO 9227	1,000 hours
RoHS COMPLIANCE	European Directive 2011/65/EC	Certified

SPECIFICATION

AL-275-VV-WW-UL-D-BZ (Four-Module)

VOLTAGE	Nominal luminaire input voltage range	120-277 V
INPUT POWER	Nominal luminaire input power	275.0 W ‡
LUMINAIRE OUTPUT	Nominal luminaire luminous flux output	37500 lm ‡
EFFICACY	Nominal luminaire efficacy	136.4 lm/W ‡
POWER FACTOR	Min. power factor	0.99 ‡

LUMEN MAINTENANCE	Min. % of the initial output at 100,000 hours operation	L95.3
• L90	Estimated time reaching 90% of the initial luminous flux	> 102,000 hours
• L80	Estimated time reaching 80% of the initial luminous flux	> 102,000 hours
• L70	Estimated time reaching 70% of the initial luminous flux	> 102,000 hours
LMF	Luminaire maintenance factor used for simulation	0.80
CHROMATICITY SHIFT	LED chromaticity shift at 7,000 hours operation	0.0015 Δu'v'
NOMINAL CCT	Nominal correlated color temperature	3000 K
CRI	Color Rendering Index	> 70

WEIGHT	Max. luminaire weight	30.6 lbs.
DIMENSION	L x W x H	33.4" x 11.4" x 5.6"
SAIL AREA	Max. effective sail area	0.88 ft ²

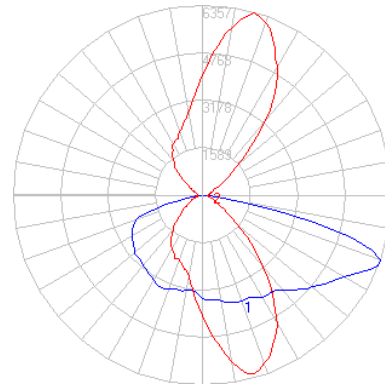
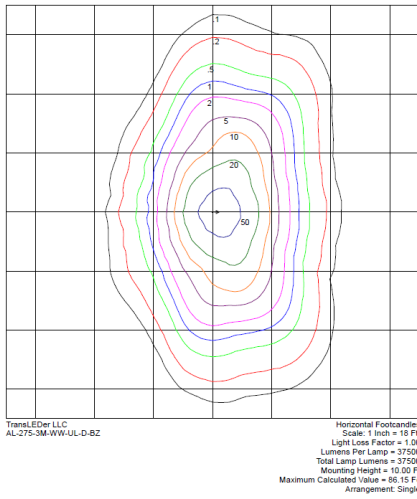
TERMINAL BLOCK GAUGE	6-Way Screw Down Terminal Blocks Wire Gauges			#14 AWG - #6 AWG
PCR	Photoelectric Control Receptacle			Toolless Rotatable
OPTICAL DISTRIBUTION	<input type="checkbox"/> Type II	<input checked="" type="checkbox"/> Type III	<input checked="" type="checkbox"/> Type IV	<input checked="" type="checkbox"/> Type V
MOUNTING SLIP FITTER	<input checked="" type="checkbox"/> Top-entry	<input checked="" type="checkbox"/> Side-entry	<input checked="" type="checkbox"/> Integral tilt (-10° to +10°)	
	Nominal Pole Size (NPS)			1.25"/2" NPS
VIBRATION	ANSI C136.31	<input type="checkbox"/> Level 1 (normal)	<input checked="" type="checkbox"/> Level 2 (bridge/overpass)	
THERMAL ENVIRONMENT	Typical min. ambient temperature during operation			-40 °C (-40 °F)
	Typical max. ambient temperature during operation			+40 °C (+104 °F)
SURGE PROTECTION DEVICE	ANSI C136.2	<input type="checkbox"/> Basic (6kV/3kA)	<input checked="" type="checkbox"/> Enhanced (10kV/5kA)	<input type="checkbox"/> Elevated, (20kV/10kA)
CONTROL INTERFACE	<input type="checkbox"/> None	<input type="checkbox"/> ANSI C136.10 3-pin	<input type="checkbox"/> ANSI C136.41 5-pin	<input checked="" type="checkbox"/> ANSI C136.41 7-pin
LED DRIVER	<input type="checkbox"/> Not Dimmable	<input type="checkbox"/> Dimmable, 0-10V (IEC 60929)	<input checked="" type="checkbox"/> Dimmable DALI-2, D4i, NFC	

‡ Values shown are subject to ±5% tolerance.

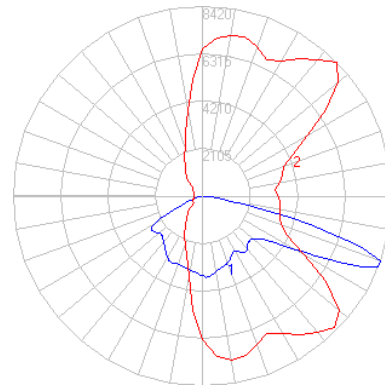
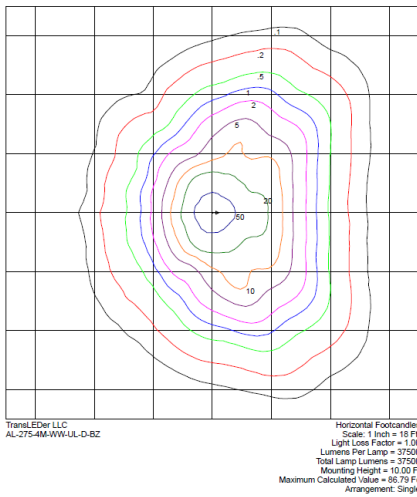


PHOTOMETRY

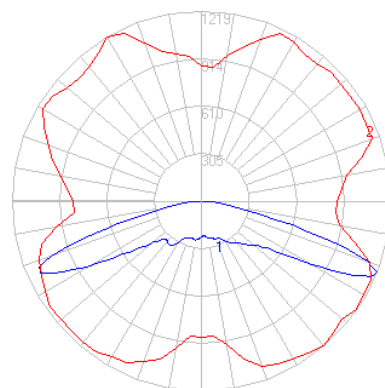
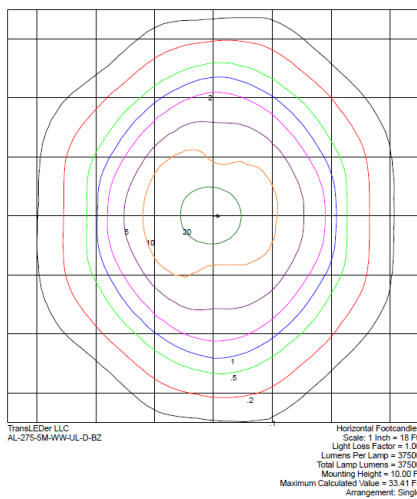
Type III Medium Full Cutoff



Type IV Medium Full Cutoff

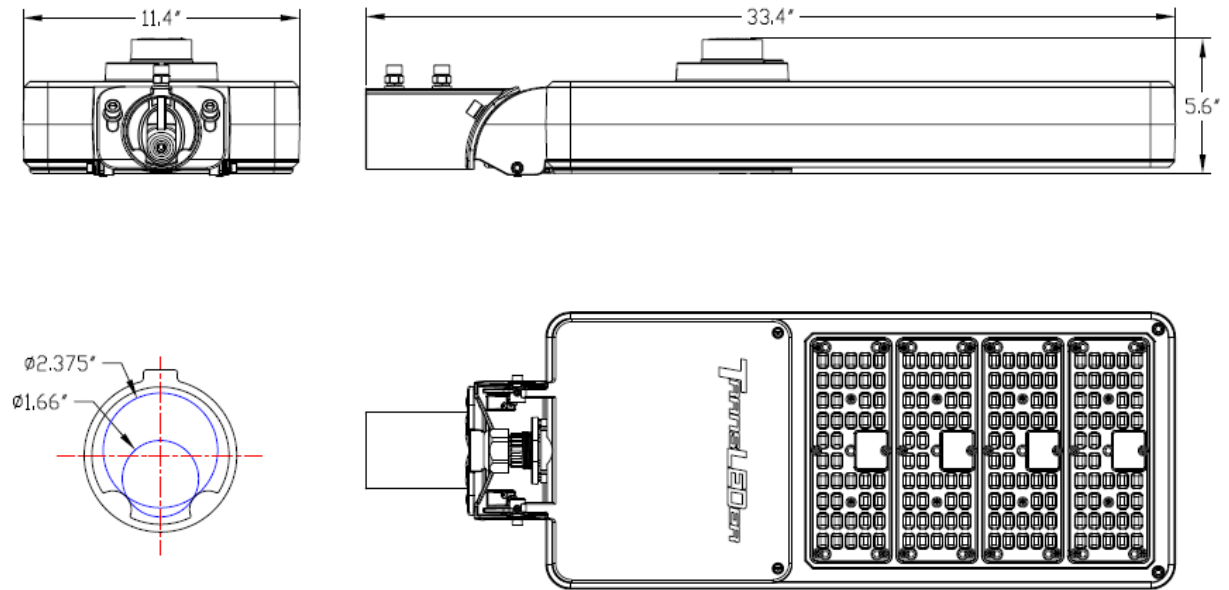


Type V Medium Full Cutoff



DIMENSIONS

4-Module Model



FEATURES

